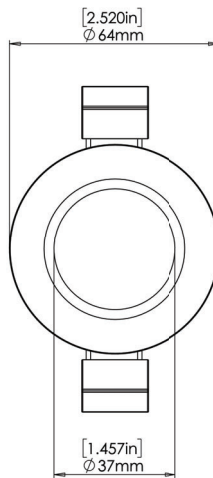
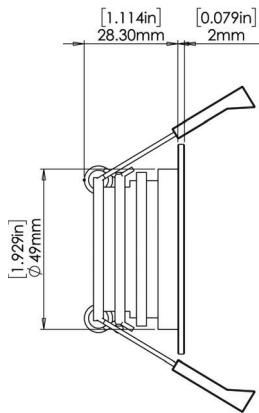




# LUX Downlight DL50 (IP68)



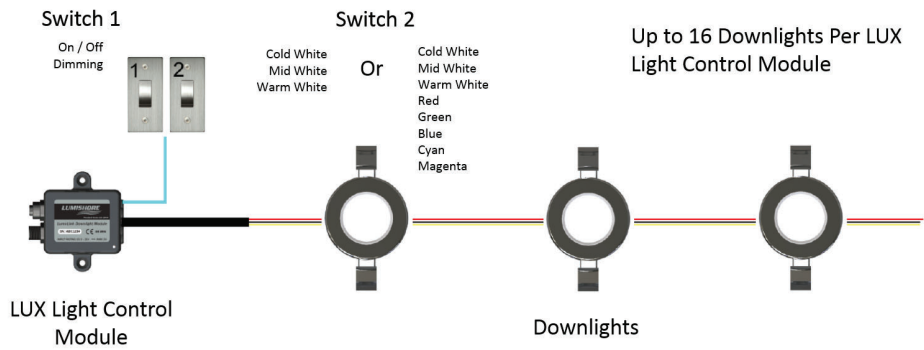
PART DESCRIPTION	DL50 LUX DOWN LIGHT
Part Number	60-0393 - LUX Light Control Module (Required - up to 16 downlights per module) 60-0391 - DL 50 Downlight Module (White Bezel) 60-0427 - DL 50 Downlight Module (Black Bezel)
Available Colors	White Color Temperature Tunable (2700K to 6500K) and Full Spectrum RGB in the same LED Downlight
LED Type	Warm White, Cold White, Red, Green and Blue (5 Channel)
Warranty	3 Years
Customer Control Options	EOS-LUX Command Center Customer Supplied Momentary Switch
Electrical Installation	Simple 3 Wire Installation



TECHNICAL	
Driver	Multi-Channel Internal Driver
Supply Voltage Range	10.5 - 31 V DC
Max Current Draw (12/24V DC)	0.5A / 0.25A
Surge Protection	Yes
Low Voltage Protection	Yes
Auto Power Control	Yes - Intelligent Multi-Channel Power Management
"Soft Start" Electronics Protection	Yes
Reverse Polarity Protection	Yes
In Rush Current Protection	Yes
Power Line Noise Suppression	Yes
ISO 8846 (Ignition Protection)	Yes

PHYSICAL	
Ingress Protection	IP68
Front Diameter (Bezel)	64mm (2.52")
Profile	2mm (0.07")
Depth	30.3mm (1.2")
Hole Diameter for fitting	50mm (1.97")
Construction	Black or White Bezel with Hard Anodised Aluminium Body
Mechanical Installation	Stainless Steel Spring Clips Marine Adhesive (Optional)
Weight - g (oz)	75g (2.7 oz)
Installation Location	Outdoor / Partially Covered Areas / Indoor

STAND ALONE SYSTEM USING SWITCHES



FULL LUX SYSTEM WITH MFD

