

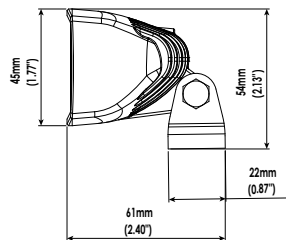
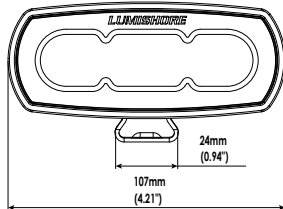
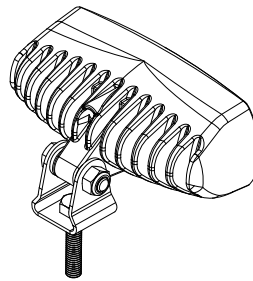
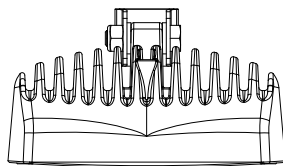


# White FLOOD LIGHT 4"

ABOVEWATER LED FLOOD LIGHT



PART DESCRIPTION	LED FLOOD LIGHT 4"
Part Number	60-0467
Available Colors	White (5500 K)
Lumens	3,375
Fixture Lumens (White)	1,500
Number & Type Of LED	3 x 10W White LED
LED Power - HICOB Array	Yes
Typical LED Life	50,000+ Hours
Warranty	2 Years
User Control Options	On/Off Switch (Third party supplied) Eclipse Command Center Lumi-Link Command Center
Electrical Installation	Simple 2 Wire Connection (3 Wires when used with Eclipse Command Center, or Lumi-Link Command Center)
Housing Type	Powder Coated Aluminium Body with Frosted Lens



White

# FLOOD LIGHT 4"

ABOVEWATER LED FLOOD LIGHT



## TECHNICAL

Driver	Internal Driver
Supply Voltage Range	10.5–31 V DC
Max Current Draw 12/24V	1.7 A/0.9 A
Surge Protection	Yes (3,000V)
ATRB (Automatic Thermal Roll-Back)	Yes
Low Voltage Protection	Automatic Voltage Roll-Back Control And Low Voltage Cut Out
Auto Power Control	Yes - Intelligent Multi-Channel Power Management
“Soft Start” Electronics Protection	Yes
Reverse Polarity Protection	Yes
In Rush Current Protection	Yes
Power Line Noise Suppression	Yes
Bonding	Not Required
Electrical Installation	Simple 2 Wire Connection (3 Wires when used with Eclipse Combo Box, or Lumi-Link Command Centre)

## PHYSICAL

Beam Angle	70° - 90° Oval Beam
Water Ingress Protection Rating	IP68
Light Dimensions including Bracket (LxWxH)	10.6 x 4.5 x 5.8 cm (4.20 x 1.77 x 2.29 in)
Housing Type	Powder Coated Aluminium Body with Frosted Lens
Light Cable Length	35cm (13.8 in)*
Weight	250g (0.5 Lbs)
Mechanical Installation	Single Stainless Steel Fixing Bracket

\* Extension distance depends on cable type, refer to user manual for further info