

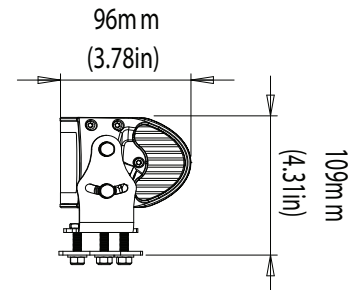
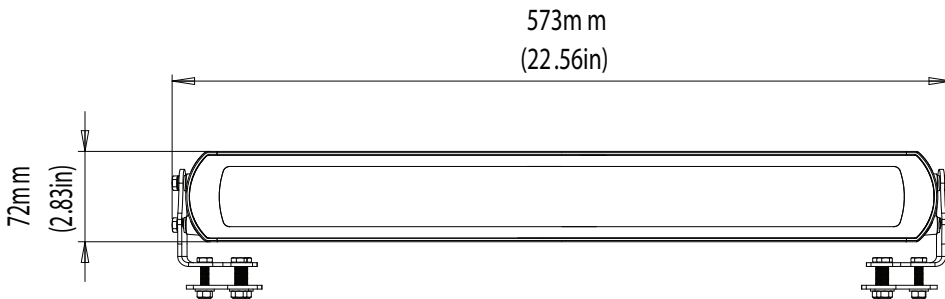



WHITE

Curved Light Bar - 20"

ABOVEWATER LED LIGHT BAR

PART DESCRIPTION	WHITE CURVED LED LIGHT BAR 20"
Part Number	60-0471
Available Colors	White (5000 K)
Lumens	33,750
Fixture Lumens (White)	15,000
Number & Type Of LED	40 x 10W White LED
LED Power - HICOB Array	Yes
Typical LED Life	50,000+ Hours
Warranty	3 Years
User Control Options	On/Off Switch (Third party supplied) ECLIPSE Command Center EOS-LUX Command Center
Electrical Installation	Simple 2 Wire Connection (3 Wires when used with ECLIPSE Command Center, or EOS-LUX Command Center)
Housing Type	Powder Coated Aluminium Body with Makrolon Lens



EMEA: Info@Lumishore.com | USA: Sales@LumishoreUSA.com

Units 11 & 12, Ashmount Business Park, Upper Fforest Way, Swansea, SA6 8QR | 7137 24th Court East, Sarasota, FL 34243, USA

WHITE

Curved Light Bar - 20"

ABOVEWATER LED LIGHT BAR



TECHNICAL	
Driver	Internal Driver
Supply Voltage Range	10.5–31 V DC
Max Current Draw 12/24V	12.8 A/6.4 A
Surge Protection	Yes (3,000V)
ATRB (Automatic Thermal Roll-Back)	Yes
Low Voltage Protection	Automatic Voltage Roll-Back Control And Low Voltage Cut Out
Auto Power Control	Yes - Intelligent Multi-Channel Power Management
“Soft Start” Electronics Protection	Yes
Reverse Polarity Protection	Yes
In Rush Current Protection	Yes
Power Line Noise Suppression	Yes
Bonding	Not Required
Electrical Installation	Simple 2 Wire Connection

PHYSICAL	
Beam Angle	9° - 20° Letterbox Beam (Vert - Horiz)
Water Ingress Protection Rating	IP68
Light Face Dimensions (LxWxH)	57.3 x 7.2 x 9.6 cm (22.6 x 2.8 x 3.8 in)
Housing Type	Powder Coated Aluminium Body with Makrolon Lens
Light Cable Length	50cm (19.7 in)*
Weight	3.0 Kg (6.6 Lbs)
Mechanical Installation	Stainless Steel Fixing Brackets

* Extension distance depends on cable type, refer to user manual for further info