



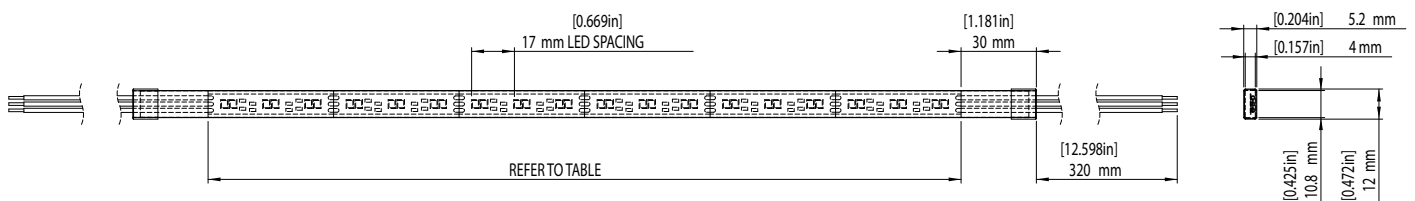
eclipse

ECLIPSE Strip Light - White

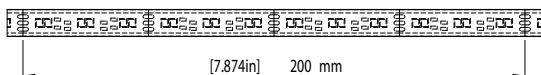
SL100



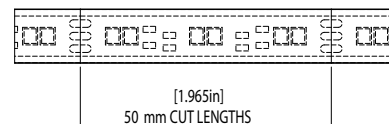
PART DESCRIPTION	SL100 ECLIPSE STRIP LIGHT
Part Number	60-0488-1000 - ECLIPSE Strip Light SL100 - White (1m) 60-0488-2500 - ECLIPSE Strip Light SL100 - White (2.5m) 60-0488-5000 - ECLIPSE Strip Light SL100 - White (5m)
Available Colors	White (5000 K)
LED Type/Density	60 White LEDs Per Meter
Warranty	2 Years
Customer Control Options	On/Off Switch ECLIPSE Command Center
Mechanical Installation	Cut to Length, and Seal the Cut End Before Installation Plug and Play
Electrical Installation	Simple 2 Wire Installation



SUGGESTED MOUNTING BRACKET SPACING



CUT LOCATIONS:
CENTRE OF CONNECTION PADS



TECHNICAL	
Supply Voltage Range	12V DC Only (10 - 15V DC)
Max Current Draw Per Meter (12/24V DC)	0.5A (6W/m)

PHYSICAL	
Ingress Protection	IP68
Cross Section (Strip)	10.8mm x 4.0mm (0.425" x 0.157")
End Cap Dimensions	12.0mm x 5.2mm (0.472" x 0.204")
Lengths Available	1m, 2.5m and 5m 39", 98" and 196" (Cut and Seal)
Construction	Fully Encapsulated and Potted
Mechanical Installation	Cut to Length and Seal before Install. Cut in 50mm Steps. Adhesive Backing and Screw Clips.
Weight	68g (2.4 oz)
UV Resistant	Yes
Salt Spray Tested	Yes
Installation Location	Outdoor / Partially Covered Areas / Indoor

ACCESSORIES	
ECLIPSE Command Center	60-0495
Expansion Module (Single Zone)	60-0496
Expansion Module (Double Zone)	60-0497
Stainless Steel Clips (Bag of 25)	60-0510

LIGHTING SYSTEM FUNCTIONALITY (ON/OFF SWITCH)	
On/Off Control	Yes
Dimming Control	No

LIGHTING SYSTEM FUNCTIONALITY (ECLIPSE COMMAND CENTER)	
<i>From Smart Device/MFD:</i>	
On/Off Control	Yes
Dimming Control	Yes
Zone Control	Yes
<i>From Momentary Switch (Optional):</i>	
On/Off Control	Yes
Dimming Control	Yes