

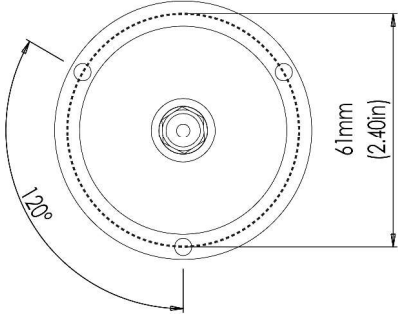
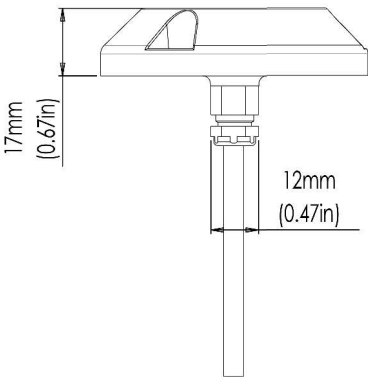
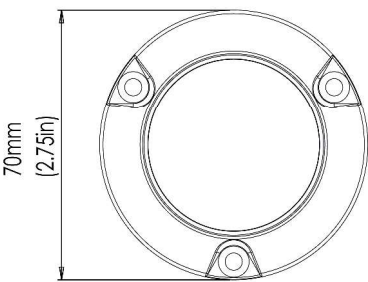


Blue and White
SMX24

SURFACE MOUNT UNDERWATER LED LIGHT
eclipse COMPATIBLE



PART DESCRIPTION	SMX24 BLUE AND WHITE SURFACE MOUNT UNDERWATER LED LIGHT
Part Number	60-0533 - SMX24 - Blue and White
Available Colors	Dual Color (Blue and White)
Lumens	6,975
Fixture Lumens (White)	3,100
Number & Type Of LED	White-9×5W / Blue-12x3W
LED Power - HICOB Array	Yes
Typical LED Life	50,000+ Hours
Warranty	3 Years
User Control Options	On/Off Switch (Third party supplied) ECLIPSE Command Center
Electrical Installation	Simple 2 Wire Connection ECLIPSE Command Center
Compact Size	Diameter: 70mm (2.75") Height: 17mm (0.67")



Blue and White
SMX24

SURFACE MOUNT UNDERWATER LED LIGHT



TECHNICAL	
Driver	Multi-Channel Internal Driver
Supply Voltage Range	10.5–31 V DC
Max Current Draw 12V /24V	4.0 A / 2.0 A
Surge Protection	Yes (3,000V)
ATRB (Automatic Thermal Roll-Back)	Yes
Low Voltage Protection	Automatic Voltage Roll-Back Control And Low Voltage Cut Out
Auto Power Control	Yes – Intelligent Multi-Channel Power Management
“Soft Start” Electronics Protection	Yes
Reverse Polarity Protection	Yes
In Rush Current Protection	Yes
Power Line Noise Suppression	Yes
Bonding	Not Required
Electrical Installation	Simple 2 Wire Connection or ECLIPSE Command Center
Max Vessel Length	7.5m (25')
Hull Material Type	All (Isolation Kit Must Be Used On Conductive Hull Materials)

PHYSICAL	
Beam Angle	90°
Water Ingress Protection Rating	IP68
Light Face Diameter	70mm (2.75")
Profile (Height) Of Housing	17mm (0.67")
Housing Type	Marine Bronze Body with Borosilicate Glass Lens
Light Cable Length	2m (6'6") Standard (Can be extended *)
Hole Cut-Out for Cable (Drill bit size)	Metric: 13.5mm Imperial: 17/32" (0.5313")
Weight	410g (0.90 Lbs)
Mechanical Installation	3 x Marine Bronze Screws (Provided)

* Extension distance depends on cable type, refer to user manual for further information

ACCESSORIES	PART NUMBER
SMX M Series Hull Isolation Kit	39-0203
ECLIPSE Command Center	60-0495
Expansion Module (Single Zone)	60-0496
Expansion Module (Double Zone)	60-0497

LIGHTING SYSTEM FUNCTIONALITY (ON/OFF SWITCH)	
On/Off Control	Yes
Switch Between Color Blue and White	Yes
Dimming Control	No
Strobe	Yes
Color Fade	Yes

LIGHTING SYSTEM FUNCTIONALITY (ECLIPSE COMMAND CENTER)	
From Smart Device/MFD:	
On/Off Control	Yes
Dimming Control	Yes
Zone Control	Yes
Strobe	Yes
Color Fade	Yes
From Momentary Switch (Optional):	
On/Off Control	Yes
Switch Between Color Blue and White	Yes
Dimming Control	No
Strobe	Yes
Color Fade	Yes