

SUPRA SY Series - Dual Color

SY225

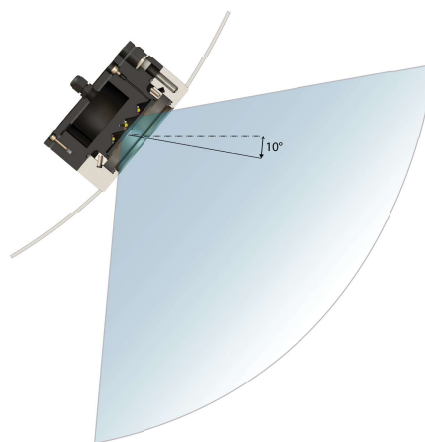
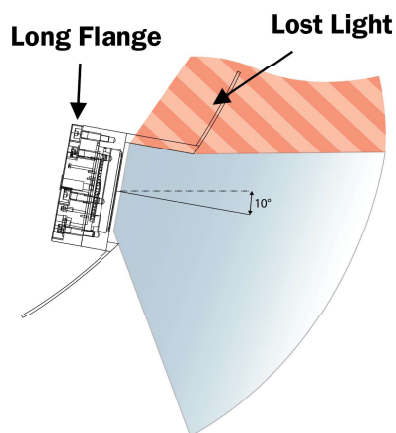
LOUVRE COMPACT SY WELD-IN UNDERWATER LED LIGHT

SY225 Louvre Compact models offers the latest concept in weld-in underwater light fixtures. Making use of a patented internal 'Louvre' lens system, this enables a flush-fit, weld-in flange for each and every underwater light location regardless of hull shape with no loss of light. A simplified installation procedure offers both time and cost savings during installation. The louvered LED array of each light is designed to account for all hull angles, eliminating the light lost in traditional long, angled tube flanges.

Available Colors	Dual Color (White and Warm White)
Lumens	24,750
Fixture Lumens (White)	11,000
Number & Type Of LED	White - 24 x 10W, Warm White - 48 x 3W
LED Power - HICOB Array	Yes
Typical LED Life	50,000+ Hours
Warranty	3 Years*
User Control Options	On / Off / Colour Select Switch

* Subject to commissioning review

Traditional Weld-in Lights	SY225 Weld-In Lights
----------------------------	----------------------



SUPRA SY Series - Dual Color

SY225

LOUVRE COMPACT SY WELD-IN UNDERWATER LED LIGHT



TECHNICAL

Driver	External Driver
Supply Voltage Range	90-240V AC
Max Current Draw (AC)	1.4 A
Surge Protection	Yes (3,000V)
ATRB (Automatic Thermal Roll-Back)	Yes
Low Voltage Protection	Automatic Voltage Roll-Back Control, and Low Voltage Cut-Out
Auto Power Control	Yes - Intelligent Multi-Channel Power Mgmt
“Soft Start” Electronics Protection	Yes
Reverse Polarity Protection	Yes
In Rush Current Protection	Yes
Power Line Noise Suppression	Yes

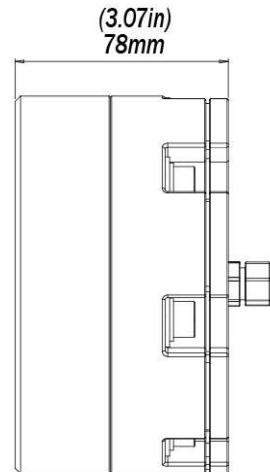
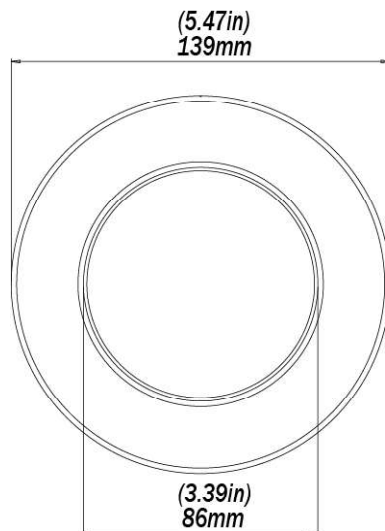
LIGHTING SYSTEM FUNCTIONALITY

White Only or Warm White Only	Yes
White & Warm White Selectable	Yes
Strobe Input	Yes
Dimming Input	Yes

PHYSICAL

Beam Angle	110°
Water Ingress Protection Rating	IP68
Flange Diameter	139mm (5.47")
Light Angle Options	Fits any hull angle (0° to 50°)
Flange Angle Options (Degrees)	0° (Flush)
Flange Material Options	Aluminum (5083L), Stainless Steel (316L)
Light Weight	1.4 Kg
Light Cable Length	3m (9'8") Standard (Extension cables available)
Vessel Length	Up To 50m
Installation Locations	Transom, Side Hull

FLANGE WEIGHTS SY 225	
316 SS	2.4 KG
5083 L	0.8 KG



DATA IS SUBJECT TO CHANGE WITHOUT NOTICE

LUMISHORE DATASHEET